

# Appendix 8

## Sampling Materials and Data Recording Sheets

**ORAL COMPREHENSION TASK**  
"KITE" STORY

STUDENT ..... Date of birth .....

Class / teacher ..... Tape no. / side / counter no. ....

Date of recording ..... Recorded by .....

Comments: (eg first language, attention to task, behaviour) .....

.....

.....

### SUGGESTED INSTRUCTION

*I've got some pictures for you to look at. We're going to use these pictures to make a story in a minute. But first we need to look at the pictures and talk about them so we can work out what the story is going to be.*

Questions shown in italics are not included in the profiling of the Oral Comprehension Task, but should still be administered in order to prepare the child for the Narrative Production task which follows. Use the script in parentheses if the child fails to make the key inference in the preceding question.

### Picture One

1. Who are these people? .....   
*Do you think they could be a family?*  
*(Which one do you think would be the mum? Who's that ... etc)*  
*What are they doing? (They look like they're having a picnic, don't they?)*
2. Why aren't the kids at school? .....   
 .....
3. Whose idea was the picnic? Why? .....   
 .....
4. Where are they? .....   
 .....  
*What's the boy doing? (It looks like he's playing with the kite.)*
5. What do you think is going to happen in the next picture? Why? .....   
 .....

## Picture Two

*What has happened? (Oh no, the kite's gone in the water.)*

6. Why can't the dad get it out? .....
- .....
7. What is the mum saying to the boy? .....
- .....
8. Why aren't the others doing anything?.....
- .....
9. What are some other things they could try? .....
- .....

## Picture Three

*What's happening now? (Mm, the dog's getting the kite.)*

*How could the dog get the kite back to the boy?*

*(Maybe he could hold it in his mouth and swim back.)*

## Picture Four

*What is the dad doing? Why? (I think he's wiping the kite to get it dry.)*

*How does the boy feel now? Why? (He's probably happy to get his kite back.)*

10. What does the boy have to remember when he's playing with the kite next time? .....
- .....


### Oral Comprehension Profile


Level of response	No. of resp. (tally)
Phase 1	
Phase 2	
Phase 3	


Comprehension Level

Phase \_\_\_\_\_









Maria Joong

